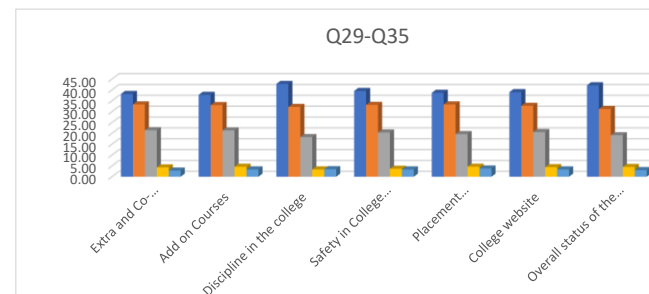
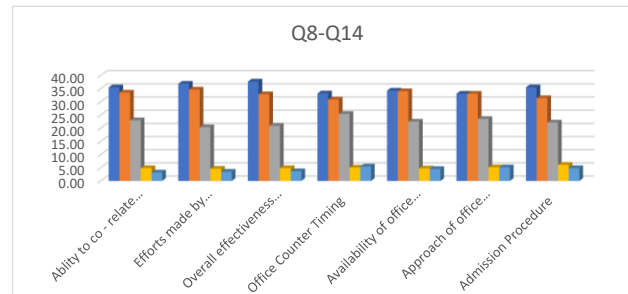
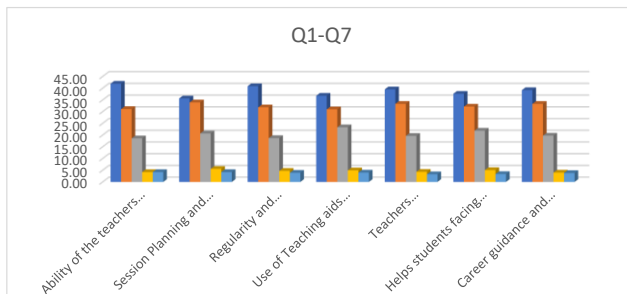


Mumbai Pradesh Arya Vidya Sabha's  
**GURUKUL COLLEGE OF COMMERCE**  
**STUDENT SATISFACTION SURVEY 2018-19**

Sr.No.	Questions	Excellent	Very good	Good	Satisfactory	Needs Improvement	Total No.of Students
1	Ability of the teachers to communicate effectively	41.91	31.09	18.59	4.20	4.20	<b>952</b>
2	Session Planning and timely completion of syllabus	35.61	33.93	20.69	5.57	4.20	
3	Regularity and sincerity of teacher in taking lectures	40.86	31.83	18.70	4.73	3.89	
4	Use of Teaching aids (OHP/PPT/etc.)	36.76	30.99	23.32	4.94	3.99	
5	Teachers enouragement in extra and co curricular activities	39.50	33.30	19.64	4.31	3.26	
6	Helps students facing physical, emotional and learning challenges	37.61	32.14	21.85	5.04	3.36	
7	Career guidance and counseling activities by faculties	39.18	33.30	19.75	3.99	3.78	
8	Ability to co - relate course content with real life situation and examples	35.50	33.51	23.00	4.83	3.15	
9	Efforts made by teacher to develop soft skills and employability skills to become job ready	36.87	34.66	20.38	4.62	3.47	
10	Overall effectiveness of teachers	37.71	32.88	20.90	4.83	3.68	
11	Office Counter Timing	33.19	30.88	25.42	5.04	5.46	
12	Availability of office staff	34.24	34.03	22.48	4.73	4.52	
13	Approach of office staff towards students	33.09	33.09	23.53	5.15	5.15	
14	Admission Procedure	35.50	31.41	22.16	6.09	4.83	
15	Services provided by office	34.03	32.56	24.26	5.04	4.10	
16	Library Timing	35.19	32.46	23.21	5.25	3.89	
17	Books, Journals and E-resources available in the Library	36.76	34.03	20.59	4.83	3.78	
18	Space for Reading	36.45	34.14	20.90	4.83	3.68	
19	Book Bank Facility	38.87	33.09	21.11	3.99	2.94	
20	Rapport between student and Librarian	35.61	16.28	34.77	9.14	4.20	
21	Issue Return Procedure	35.19	32.35	24.26	4.52	3.68	
22	IT Resources and Internet/Wifi facility	34.66	30.57	21.74	5.04	7.98	
23	Classroom Cleanliness and Ventilation	37.08	32.67	21.01	4.62	4.62	
24	Gymkhana facilities	32.35	29.20	23.00	7.98	7.46	
25	Cleanliness of Washroom	35.08	31.09	22.27	5.15	6.41	
26	Facilities in Girls Common Room	36.55	31.51	21.74	4.94	5.25	
27	Canteen Service	31.41	31.51	21.53	6.09	9.45	
28	Drinking water facility	36.66	32.46	21.22	4.62	5.04	
29	Extra and Co-curricular Activities conducted in college	38.13	33.30	21.43	4.31	2.84	
30	Add on Courses	37.71	32.98	21.32	4.62	3.36	
31	Discipline in the college	42.75	32.14	18.28	3.36	3.47	
32	Safety in College Campus	39.50	33.09	20.38	3.68	3.36	
33	Placement opportunities by the institution	38.66	33.30	19.64	4.62	3.78	
34	College website	38.97	32.67	20.59	4.41	3.36	
35	Overall status of the college	42.12	31.20	19.12	4.52	3.05	

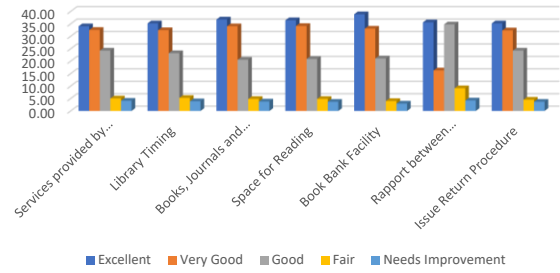


■ Excellent ■ Very Good ■ Good ■ Fair ■ Needs Improvement

■ Excellent ■ Very Good ■ Good ■ Fair ■ Needs Improvement

■ Excellent ■ Very Good ■ Good ■ Fair ■ Needs Improvement

Q15-Q21



Q22-Q28

